

## DIMM SOCKET S.O. DIMM SOCKET & DDR SOCKET

### MEMORY MODULE SOCKETS

#### INTRODUCTION:

Adam Tech DIMM (Dual in Line Memory Module) , S.O. DIMM (Small outline DIMM) & DDR (Double Data Rate) sockets are precision designed sockets for add-on memory modules. Offered in SMT & straight plug in mounting, their precision formed bellow style contacts are manufactured with extremely close tolerances for superior, precise alignment during mating. The DIMM and DDR latching sockets have a smooth actuation and a positive, audible sound to determine proper insertion.

#### FEATURES:

184 contacts on high density .050" Centerlines  
Complies with JEDEC specifications  
Available in five key versions  
Latches function both as Lock & Ejector

#### MATING OPTIONS:

All industry standard memory modules

#### SPECIFICATIONS:

##### Material:

Standard insulator: Glass reinforced, rated UL94V-0  
Optional Hi-Temp insulator: Nylon 6T, rated UL94V-0  
Latch: Nylon 66 rated UL94V-0  
Insulator color: DIMM & DDR: Black  
SO DIMM: White  
Contacts: Phosphor Bronze

##### Contact Plating:

Gold over nickel underplate in contacts area, tin over copper underplate on solder tails

##### Electrical:

Operating voltage: 250V AC max.  
Current rating: 0.5 Amp max.  
Contact resistance: 30 mΩ max. initial  
Insulation resistance: 1000 MΩ min.  
Dielectric withstanding voltage: 500V AC for 1 minute

##### Mechanical:

Insertion Force: 4 oz max  
Withdrawal Force: 1 oz min

##### Temperature Rating:

Operating temperature: -55°C to +105°C  
Soldering process temperature:  
Standard insulator: 235°C  
Hi-Temp insulator: 260°C

##### PACKAGING:

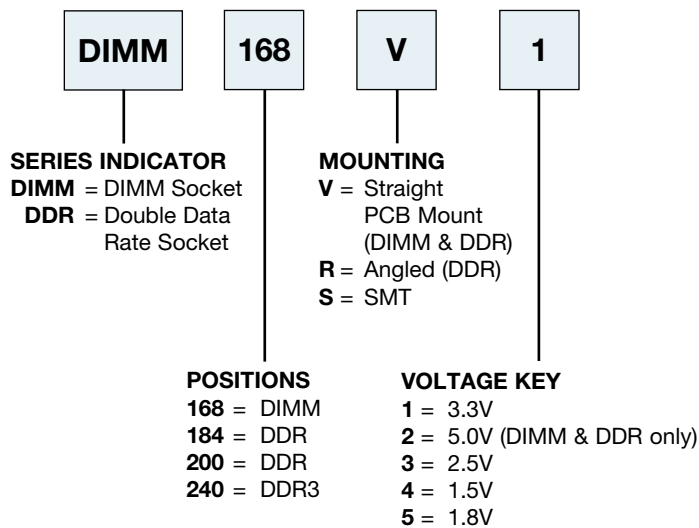
Anti-ESD plastic trays

##### APPROVALS AND CERTIFICATIONS:

UL Recognized & CSA Certified, File no. E224053



### ORDERING INFORMATION

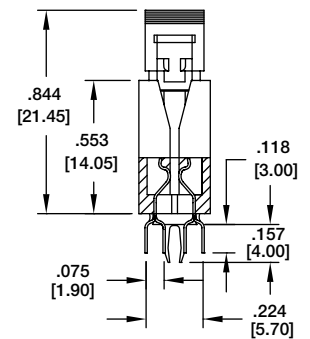

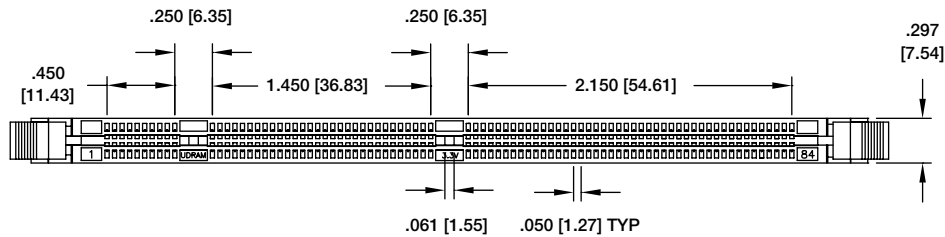


#### OPTIONS:

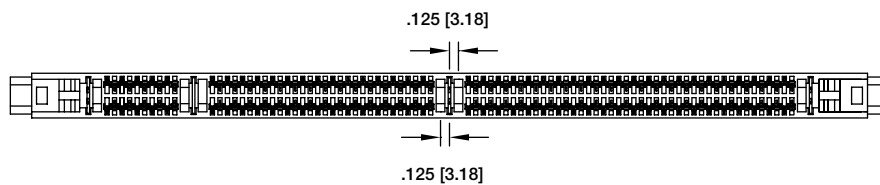
Add designator(s) to end of part number  
30 = 30 μin gold plating in contact area  
HT = Hi-Temp insulator for Hi-Temp soldering processes up to 260°C  
YW = Yellow insulator (DDR only)  
PU = Purple insulator (DDR only)



#### DIMM SOCKET 168 PIN DIMM-168-V-1

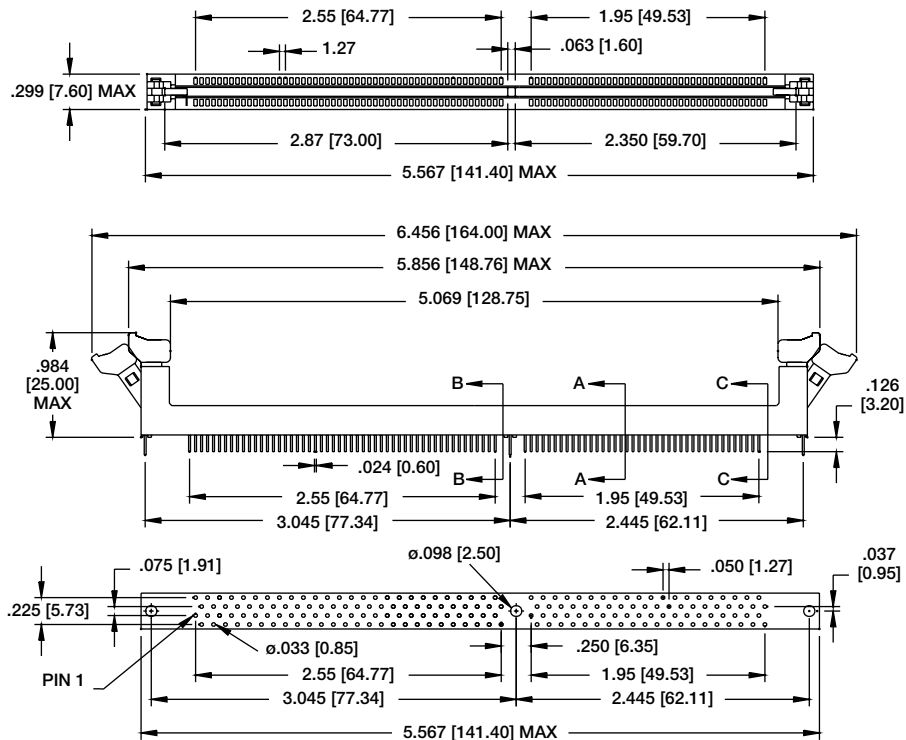


SECTION: A-A

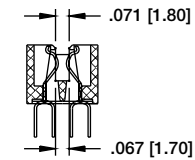


#### DDR SOCKET 184P-STRAIGHT

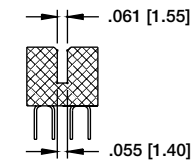
##### DDR-184-V-1



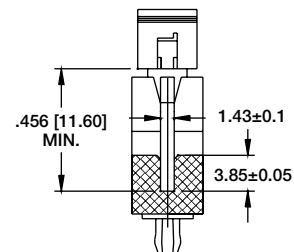
Recommended PCB Layout



DETAIL A-A



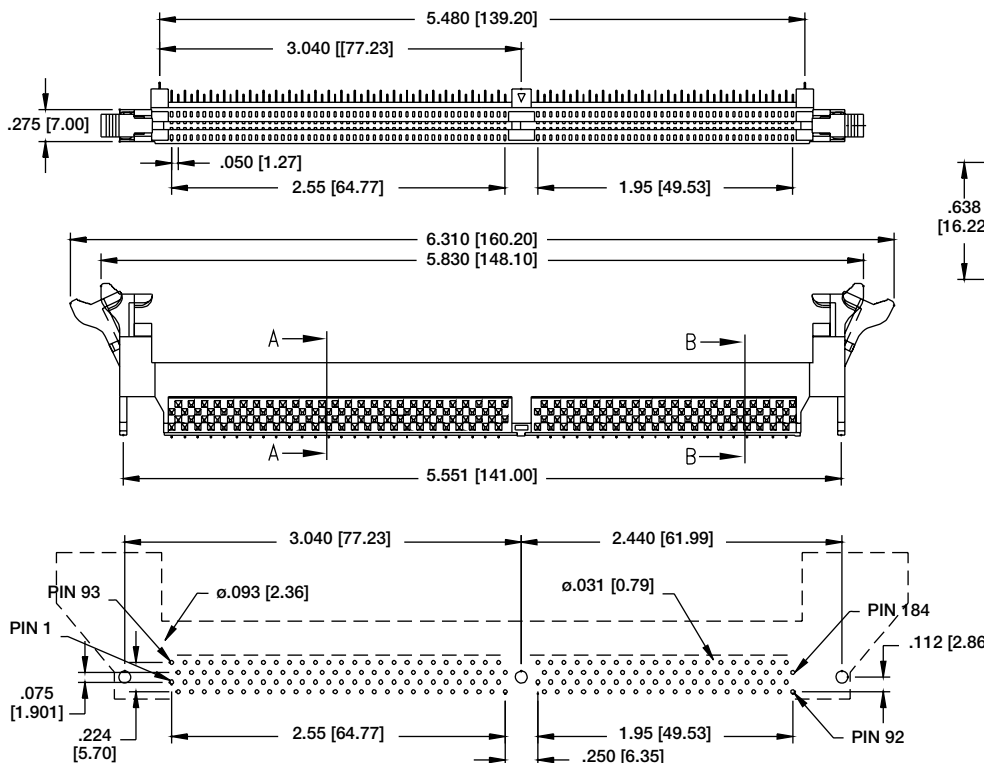
DETAIL B-B



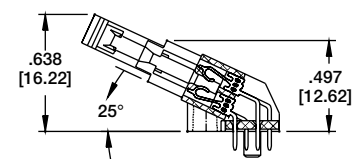
DETAIL C-C

#### DDR SOCKET 184P-ANGLED

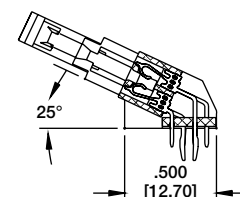
##### DDR-184-R-1



Recommended PCB Layout



SECTION B-B



SECTION A-A